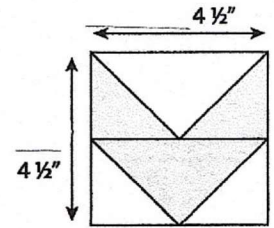
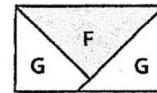
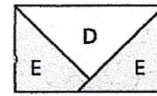


# Piecing Instructions, continued

## Step 4

Lay out 1 D/E flying geese and 1 F/G flying geese as shown. Sew together to make a flying geese unit. Press seam open.

Repeat to make 4 flying geese units measuring  $4\frac{1}{2}$ " (12" block).

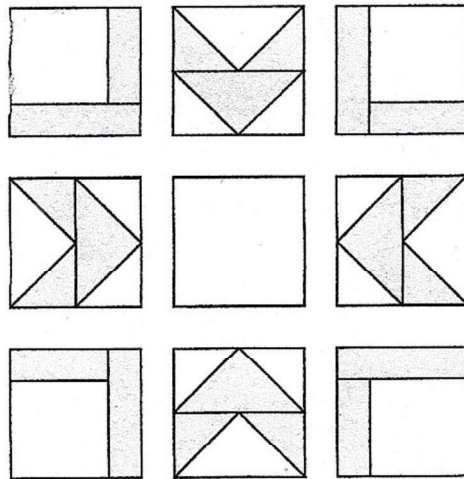


Make 4.

## Step 5

Lay out corner units, flying geese units, and H square as shown.

Join units to make the full block. Trim to  $12\frac{1}{2}$ ".



QUESTIONS ??

Holly Betz

949-525-2804

Judy Kamman

714-329-6609