


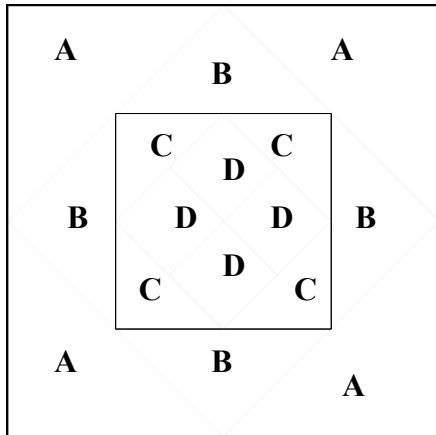

Surfside Quilters Guild

A Block A Month
May 2009

Surf's Up

9 1/2" unfinished

Surfside Quilters Guild is up! Each month make blocks for your own Surf's Up sampler quilt. This month make 3 of the Surf's Up blocks.



Fabrics:

Most blocks presented for this year-long surf sampler will be using sky blue fabric so have 1 1/2 to 2 yards available. This month you will also use water blue fabric.

Cut: For one block

A: 1 sky blue 5 3/8" square; cut in half diagonally.
1 water blue 5 3/8" square; cut in half diagonally.

B: 1 sky blue 4 1/8" square; cut in half diagonally.
1 water blue 4 1/8" square; cut in half diagonally.

C: 1 sky blue 3 1/8" square; cut in half diagonally.
1 water blue 3 1/8" square; cut in half diagonally.

D: 3 sky blue 2 1/8" squares.
1 water blue 2 1/8" square.

Piecing: Square in a Square Technique

1. Sew one sky blue D to one water blue D. Sew two sky blue D's together. Sew both units together to form a 3 3/4" square.
2. Sew C triangles to square to form a 5" square.
3. Sew B triangles to square to form a 7" square.
4. Sew A triangles to square to form a 9 1/2" square. Press.

Help? Call or email:

Jan: Janhirth@cox.net or 363-0533

LeAnn: goettels@yahoo.com or 249-3541

See: Tutorial photos:

<http://sites.google.com/site/surfsidequiltersguild/home/newsletters>