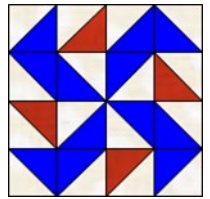




# BLOCK OF THE MONTH

## "LOVE OF TRIANGLES"

### Yankee Puzzle



August 2013

Make one 12 1/2" x 12 1/2" unfinished block

\*Mini indicated in parenthesis ( ).

(Make one 4 1/2" x 4 1/2" unfinished block)

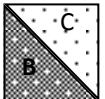

#### Cut

6---4" (2") sq. Blue (A) or Darker fabric  
 2---4" (2") sq. Red (B) or Accent fabric.  
 8---4" (2") sq. White (C) or Background fabric.

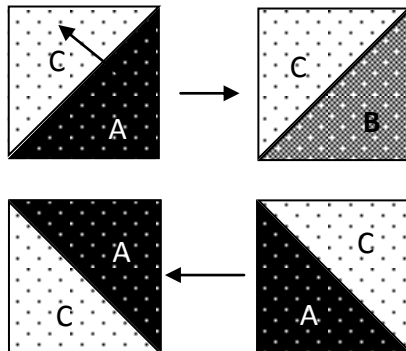
Using your preferred method for making half-square triangles, make the following:

12---Blue (A) /White (C) 3 1/2" (1 1/2") half-square triangles.


4---Red (B) /White (C) 3 1/2" (1 1/2") half-square triangles.



Press the triangles to the darker fabric except 4 Blue —Press these to the background.

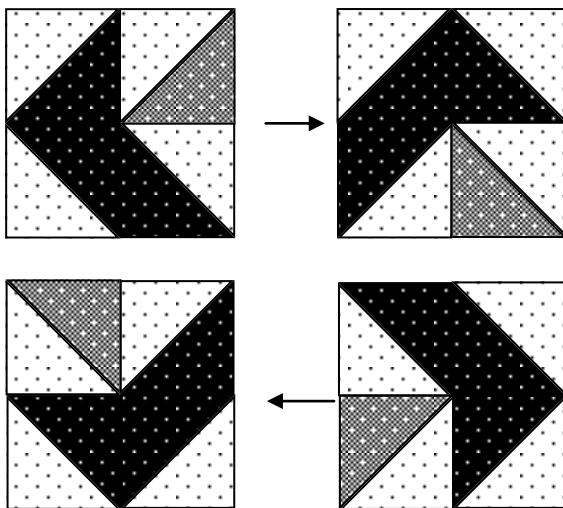


Sew two together, pressing in the direction of the arrows and then sew the rows together.



Make 4 units

If you remove the stitches in the seam in the very center, the center fans out.



Following the diagram, sew the units together, pressing in the direction of the arrows and then sew the rows together.

If you remove the stitches in the seam in the very center, the center fans out.

This block should measure 12 1/2" -- (4 1/2") square.

Questions???  
 Odette Osantowski [odetteoo@cox.net](mailto:odetteoo@cox.net) 489-9639  
 Judy Lawry [Judylawry@gmail.com](mailto:Judylawry@gmail.com) 348-0168  
 Sherry Muetzel [lagunasewnso@att.net](mailto:lagunasewnso@att.net) 249-7653

**Tutorial:** <https://picasaweb.google.com/113018276673974320246/WaysToMakeHalfSqTriangles?authuser=0&authkey=Gv1sRgCP-54oTi86-7qAE&feat=directlink>